

Spec Grade
PROlite LED Lighting™

A Division of Emergensee® Lighting, Inc.



Job Name: _____

Type: _____

Part #: _____

Notes: _____

PVN55Q

AmberLED Garage Lighter



The LEPG PVN55Q AmberLED garage luminaire with optional integral sensor is available in two wattages with an IES Type V distribution designed to replace HID lighting systems up to 175w MH or HPS for wildlife or security applications requiring monochromatic AMBER light. LEDs operate between 585 and 595nm, greater than 560nm required for wildlife protection. Typical parking garage applications include retail centers, industrial parks, schools and universities, public transit and airports, office buildings and medical facilities. Mounting heights of 8 to 14 feet can be used based on light level and uniformity requirements.

Specifications and Features:

Housing: Low Profile Die Cast Aluminum Housing, ½" Coin Plugs with O-rings for Conduit or External Sensor. Built-in Sensor Housing with Color-Matched Polycarbonate Cover. A Clear Cover will be Provided When a Sensor is Ordered.

Listing & Ratings:

CSA: Listed for Wet Locations, ANSI/UL 1598, 8750.

(Damp Locations When Used with VNQM.) IP66 Sealed LED Compartment.

Finish: Textured Architectural Bronze or White Powdercoat Finish Over a Chromate Conversion Coating. Custom Colors Available Upon Request.

Lens: Molded UV-Resistant Acrylic Optical Lens Designed for Garage Lighting Applications.

Mounting Options: Included Easy-Hang Bracket Fits Standard 4" Electrical Box, Allowing One-Person Installation. Optional Quick-Mount/Pendant Bracket Available.

AmberLED: Aluminum Boards

Wattage:

39w: Array: 39w, System: 43.4w;

52w: Array: 52w, System: 57.2w; (Up to 175w HID Equivalent)

Driver: Electronic Driver, 120-277V, 50/60Hz; Less Than 20% THD and PF>0.90.

Standard Internal Surge Protection 6kV. 0-10V Dimming Standard for a Dimming Range of 100% to 10%; Dimming Source Current is 150 Microamps.

Controls: Fixtures Ordered with Factory-Installed Photocell or Motion Sensor Controls are Internally Wired for Switching and/or 1-10V Dimming Within the Housing. Remote Direct Wired Interface of 1-10V Dimming is Not Implied and May Not Be Available, Please Consult Factory. Fixtures are Tested with LEPG Controls and May Not Function Properly With Controls Supplied By Others. Fixtures are NOT Designed for Use with Line Voltage Dimmers.

Warranty: 5-Year Warranty for -40°C to +50°C Environment.



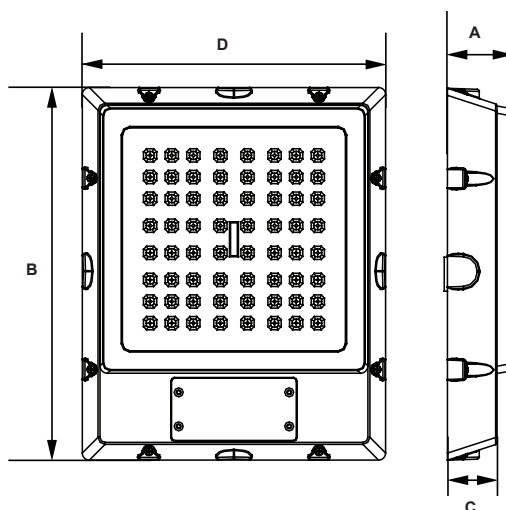
Dimensions

Width (D) 11¼" (285mm)

Length (B) 13¾" (350mm)


Height 1 (A) 2½" (65mm)

Height 2 (C) 1⅞" (47mm)



Order Information:

Model	Optics	Wattage	Driver	CCT	Color	Options
PVN55Q	F=Type V		U=120-277V	AM=Amber		
PVN55Q= AmberLED Garage Lighter	F=Type V	1X39=39w 1X52=52w	U=120-277V	AM=Amber	W=White Z=Bronze C=Custom (Consult Factory)	SF=Single Fuse (120-277V Only) DF=Double Fuse (120-277V Only) SP=Surge Protection PC1=Photocell, 120VAC PC3=Photocell, 120-277VAC S2=Microwave Sensor with Dimming for Mounting Heights of 8 to 40'. (120-277V Only) S4=Microwave On/Off Motion Sensor for Mounting Heights of 8' to 19'. (120-277V Only) QM=Quick Mount/Pendant Mount BU=Battery Backup, 90 Minutes



Spec Grade
PROlite LED Lighting™

A Division of Emergensee® Lighting, Inc.



Job Name: _____

Type: _____

Part #: _____

Notes: _____

Accessories & Replacement Parts:



VN55BF*



VNQM



P18100 &
P18103



P17117



P17123

*Shown Mounted

Accessories (Order Separately, Field Installed)

VN55BF* Baffle, Aluminum with Powdercoat Finish

*Specify Color: Z=Bronze, W=White, C=Custom (Consult Factory)

Replacement Parts (Order Separately, Field Installed)

VNQM Hinged Quick-Mount Bracket, Stamped Steel, Mount Over Recessed Electrical Box, or Use 3/4" NPS Downrod for Pendant Mounting. CSA Listed for Damp Location Mounting.

P18100 120VAC Photocell

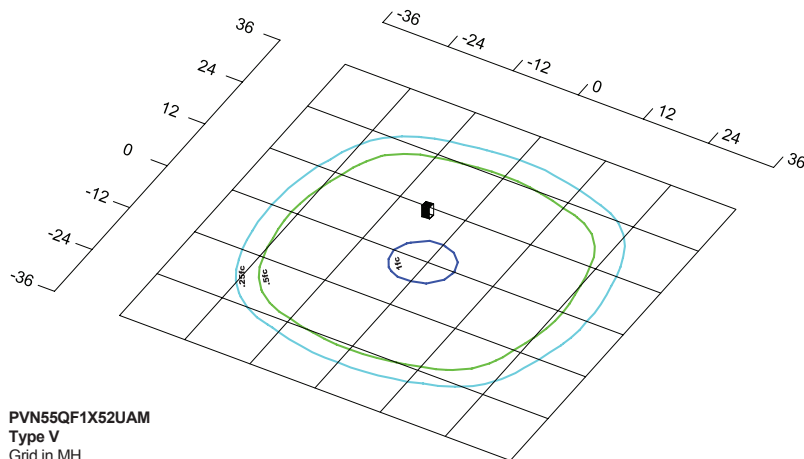
P18103 120-277VAC Photocell

P17117 Internal Microwave Sensor with Dimming for Mounting Heights of 8 to 40'. 120-277VAC, 50/60Hz.

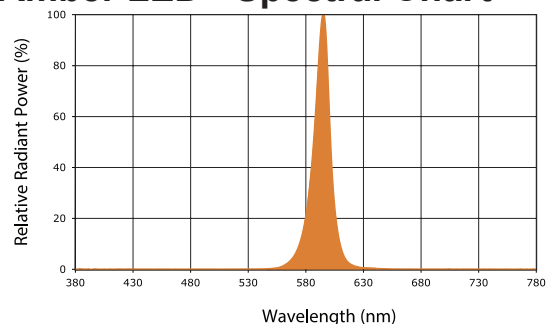
P17123 Internally Mounted Microwave On/Off Motion Sensor for Mounting Heights of 8' to 19', 120-277VAC, 50/60Hz

For Replacement Battery Backup, see the LEPC LED Battery Backup Specification Sheet.

Photometric Data



Amber LED - Spectral Chart



Photometric Performance

LED Board Watts	Drive Current (mA)	Input Watts	Optics	Amber LEDs				
				Lumens	LPW	B	U	G
AmberLED 39w	117	43	Type V	1,877	43	1	1	0
AmberLED 52w	117	57	Type V	2,292	40	2	2	1

Projected Lumen Maintenance

Data shown for Amber LEDs			Compare to MH				
TM-21-11	Input Watts		Initial	25,000 Hrs	50,000 Hrs	100,000 Hrs	Calculated LED Life
L70 Lumen Maintenance @ 25°C / 77°F	All wattages up to and including 57w		1.00	0.97	0.93	0.86	219,000
L70 Lumen Maintenance @ 50°C / 122°F			1.00	0.96	0.91	0.82	114,000
L80 Lumen Maintenance @ 40°C / 104°F			1.00	0.95	0.89	0.78	93,000

NOTES:

- Projected per IESNA TM-21-11. Data references the extrapolated performance projections for the 117mA base model in a 25°C ambient, based on 10,000 hours of LED testing per IESNA LM-80-08.
- Compare to MH box indicates suggested Light Loss Factor (LLF) to be used when comparing to Metal Halide (MH) systems.