

Spec Grade  
**PROlite** LED Lighting™

A Division of Emergensee® Lighting, Inc.



Job Name: \_\_\_\_\_

Type: \_\_\_\_\_

Part #: \_\_\_\_\_

Notes: \_\_\_\_\_

## PPF71Q

EasyLED Reveal Enclosed Small Round Post Top



The LEPG PPF71Q Reveal Architectural Enclosed Small Round Post Top is available in a Type V distribution with two lens options designed to replace HID lighting systems up to 250w MH or HPS. The fixture mounts to a pole top tenon. Typical area lighting applications include parking areas, walkways, and street lighting applications. Mounting heights of 12 to 20 feet can be used based on light level and uniformity requirements.

### Specifications and Features:

**Housing:** Die Cast Aluminum Housing, Integral Heat Sinking. Photocell Adaptable.

**Listing & Ratings:** CSA: Listed for Wet Locations, ANSI/UL 1598, 8750; IP66 Sealed LED Compartment.

**Finish:** Textured Architectural Bronze or Black Powdercoat Finish Over a Chromate Conversion Coating. Custom Colors Available Upon Request.

**Lens:** Clear UV-Stabilized Polycarbonate Array Lens to Seal LED Array. Prismatic Clear UV-Stabilized Polycarbonate or SoftLED LumaLens Opal UV-Stabilized Polycarbonate Vandal-Resistant Outer Conical Lens

**Mounting Options:** Accommodates "P3" 2 7/8" O.D. x 3" Tenons

**EasyLED LED:** Aluminum Boards

#### Wattage:

37w Array: 37w, System: 39w; (70-150w HID Equivalent)

65w Array: 65.1w, System: 68w; (150-250w HID Equivalent)

84w Array: 84w, System: 86w; (150-250w HID Equivalent)

**Driver:** Electronic Driver, 120-277V, 50/60Hz or 347-480V, 50/60Hz; Less Than 20% THD

and PF>0.90. Standard Internal Surge Protection 6kV. 0-10V Dimming Standard for a Dimming Range of 100% to 10%; Dimming Source Current is 150 Microamps.

**Controls:** Fixtures Ordered with Factory-Installed Photocell or Motion Sensor Controls are Internally Wired for Switching and/or 1-10V Dimming Within the Housing. Remote Direct Wired Interface of 1-10V Dimming is Not Implied and May Not Be Available, Please Consult Factory. Fixtures are Tested with LEPG Controls and May Not Function Properly With Controls Supplied By Others. Fixtures are NOT Designed for Use with Line Voltage Dimmers.

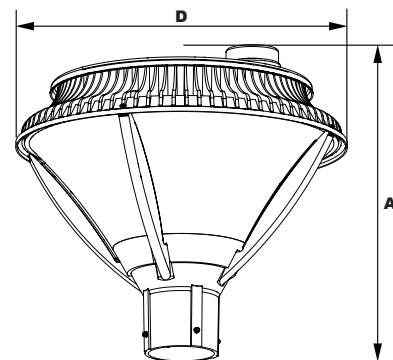
**Warranty:** 5-Year Warranty for -40°C to +50°C Environment.




### Dimensions

Diameter (D) 16 (411mm)

Height (A) 14 (378mm)



Model	Optics	Driver	Wattage	CCT	Lens	Color	Options
<b>PPF71Q</b>							
PPF71Q= EasyLED Reveal Enclosed Small Round Post Top	F=Type V	1X37=37w 1X65=65w 1X84=84w	U=120-277V H=347-480V	3K=3000K* 4K=4000K 5K=5000K  *84w Type V & 65w Type III Only.	C=Clear UV-Stabilized Polycarbonate Outer Conical Lens L=SoftLED LumaLens Opal UV-Stabilized Polycarbonate Outer Conical Lens	Z=Bronze B=Black C=Custom (Consult Factory)	SF=Single Fuse (120-277V Only) DF=Double Fuse (120-277V Only) SP=Surge Protection R3=3-Pin Twist Lock Photocell Receptacle R5=5-Pin Twist Lock Photocell Receptacle R7=7-Pin ANSI C136.41—2013 Twist Lock Photocell Receptacle S2=Microwave Sensor with Dimming for Mounting Heights of 8 to 40'. (120-277V Only) S4=Microwave On/Off Motion Sensor for Mounting Heights of 8' to 19', (120-277V Only)



# Spec Grade PROlite LED Lighting™

A Division of Emergensee® Lighting, Inc.



Job Name: \_\_\_\_\_

Type: \_\_\_\_\_

Part #: \_\_\_\_\_

Notes: \_\_\_\_\_

## Accessories & Replacement Parts:



### Accessories

(Order Separately, Field Installed)

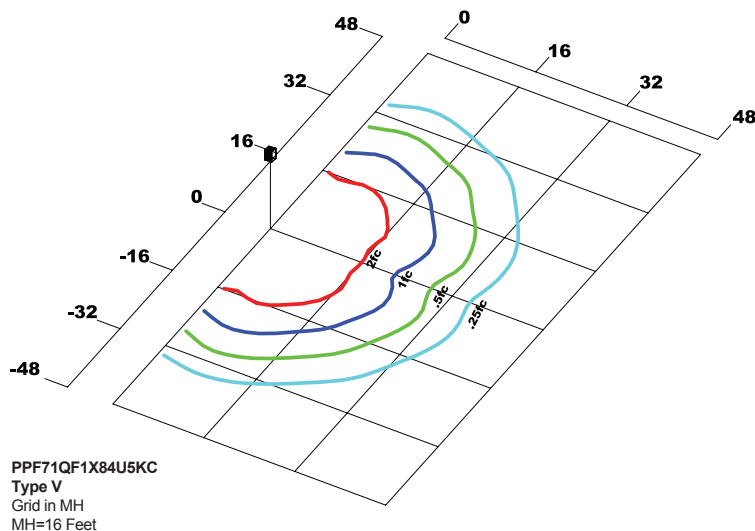
P18131	Twist Lock Non-Shorting (Open) Cap Disconnects Service to Fixture for Temporary or Permanent Disabling (Fixture Always Off). IP65, 480V
P18132	Maximum: Twist Lock Shorting Cap Provides Fixed Service to Fixture (Fixture Always on). IP65, Rated Load 7200w Tungsten.
P18140	110-120VAC Instant Twist Lock Photocell
P18150	120VAC Time Delay Twist Lock Photocell
P18152	277VAC Time Delay Twist Lock Photocell
P18156	120-277VAC Universal Twist Lock Photocell
P18157	480VAC Time Delay Twist Lock Photocell. For 480V use only.

### Replacement Parts

(Order Separately, Field Installed)

PF70PC	Clear UV-Stabilized Polycarbonate Outer Conical Lens.
PF70PCL	SoftLED LumaLens Opal UV-Stabilized Polycarbonate Outer Conical Lens
P17117	Internal Microwave Sensor with Dimming for Mounting Heights of 8 to 40'. 120-277VAC, 50/60Hz
P17123	Internally Mounted Microwave On/Off Motion Sensor for Mounting Heights of 8' to 19', 120-277VAC, 50/60Hz

## Photometric Data



## EPA (Effective Projected Area)

EPA (Sq. Ft.)	Weight (Lbs.)
0.68	14 Lbs

## Photometric Performance

LED Board Watts	Drive Current (mA)	Input Watts	Optics	5000 CCT 80 CRI					4000 CCT 80 CRI					3000 CCT 80 CRI				
				Lumens	LPW	B	U	G	Lumens	LPW	B	U	G	Lumens	LPW	B	U	G
EasyLED 84w	525	86	Type V Clear	6,951	81	2	2	1	6,781	79	2	2	1	6,483	75	2	2	1
			Type V Opal	5,994	70	2	2	1	5,798	67	2	2	1	5,542	64	2	2	1

## Projected Lumen Maintenance

Data shown for 5000 CCT			Compare to MH			
TM-21-11	Input Watts	Initial	25,000 Hrs	50,000 Hrs	100,000 Hrs	Calculated LED Life
L70 Lumen Maintenance @ 25°C / 77°F	All wattages up to and including 86w	1.00	0.98	0.97	0.94	473,000
L70 Lumen Maintenance @ 50°C / 122°F		1.00	0.97	0.95	0.90	290,000
L80 Lumen Maintenance @ 40°C / 104°F		1.00	0.98	0.95	0.91	220,000

### NOTES:

- Projected per IESNA TM-21-11. Data references the extrapolated performance projections for the 525mA base model in a 25°C ambient, based on 10,000 hours of LED testing per IESNA LM-80-08.
- Compare to MH box indicates suggested Light Loss Factor (LLF) to be used when comparing to Metal Halide (MH) systems.