

PC202BC

TUNABLE OUTDOOR BOLLARD

STANDARD



Add a modern look to any pathway. This LED fixture has industrial strength features that make it ETL listed and suitable for wet locations. The PC202BC is designed for low mounting in reinforced concrete. Hardware and template included.

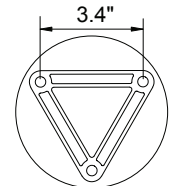
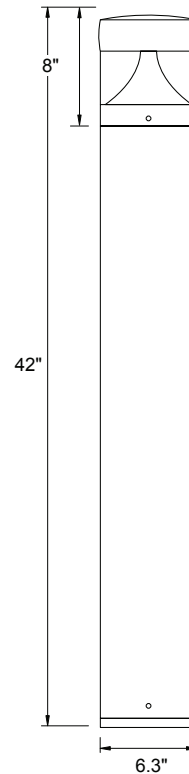
FEATURES

- Tunable CCT
- Switchable Lumen / Wattage
- Powder Coated Finish
- Aluminum Housing
- Mounting Hardware included
- Polycarbonate Lens
- Minimum starting temperature -20°F
- ETL Listed for Wet Locations

OPTIONS

LED Multi-Volt System

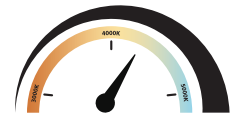
- 120-277V, 50/60Hz
- Estimated 50,000 Hrs L₇₀
- Surge Supression
- Switchable 3K, 4K, 5K CCT 80CRI
- 0-10V Dimming
- 5-Year Warranty



Anchor Bolt M10 x 6.5"
(3 anchor bolts and template included)



SWITCH PANEL
ON REVERSE SIDE



TUNABLE
Color Temperature
& Lumen Output

ORDERING INFORMATION

Series	Lens	Light Source		Color
PC202B	POLYCARBONATE C - Clear	100-227V Multi-Volt L22 - Switchable 12W, 1600lm; 16W, 2100lm or 22W, 3000lm	CCT S - Switchable 3K, 4K or 5K	BK - black BZ - bronze